








Kimturcase M1 Basic Case for BBC Micro:Bit

Instructions:

<p>Kimturcase M1 is packed assembled</p>			
<p>Separate the Kimturcase M1 in two parts by pulling gently apart the top and bottom parts.</p>	<p>Top part</p>		<p>Bottom part</p>
	<p>Gentle pressure</p>		
	<p>Top part</p>		<p>Bottom part</p>
<p>Place the micro:bit on the bottom part in the correct orientation.</p>	<p>Bottom part</p>		<p>Top part</p>
<p>Attach the top part of the Kimturcase. Snap fit the case by applying gentle pressure on the top part ensuring buttons and parts are aligned correctly.</p>			<p>Gentle pressure</p>
			<p>Snap fit.</p>

Kimturcase M1 dimensions: 6.3x3.5x1 cm