









Kimturcase M3 Portable v2 Case for BBC micro:bit

Instructions:

<p>Kimturcase M3 is packed assembled.</p>		
<p>A crosshead screwdriver will be required. First undo the screws on either side.</p>		
<p>Snap open the case and remove stick on Velcro and rubber feet.</p>		
<p>Place the micro:bit on the bottom part in the correct orientation. Attach the top part of the Kimturcase. Snap fit the case by applying gentle pressure on the top part ensuring buttons and parts are aligned correctly.</p>		
<p>Then stick the Velcro strips on the Kimturcase M3 battery extension. First remove the Velcro backing and press the adhesive side on the M3 surface. Stick the other part of the Velcro on your battery box. Place the battery box on the Velcro.</p>		
<p>Stick transparent or black rubber feet to the bottom of the case.</p>		
<p>Provided screws can be used to secure the micro:bit inside the case.</p>		
<p>Banana plugs or crocodile clips can be used with your micro:bit with the protection of Kimturcase M3.</p>		

Kimturcase M3 dimensions: 12.5x4.8x1 cm (excluding rubber feet)

Note:

- Contains small parts. The contents of this bag are not a toy. Requires adult supervision.